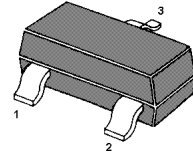


MMBTSC1815

NPN Silicon Epitaxial Planar Transistor

for switching and AF amplifier applications.

The transistor is subdivided into four groups O, Y, G and L, according to its DC current gain. As complementary type the PNP transistor MMBTSA1015 is recommended.



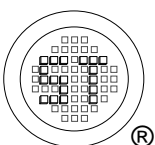
1. Base 2. Emitter 3. Collector
TO-236 Plastic Package

Absolute Maximum Ratings ($T_a = 25\text{ }^\circ\text{C}$)

Parameter	Symbol	Value	Unit
Collector Base Voltage	V_{CBO}	60	V
Collector Emitter Voltage	V_{CEO}	50	V
Emitter Base Voltage	V_{EBO}	5	V
Collector Current	I_C	150	mA
Base Current	I_B	50	mA
Power Dissipation	P_{tot}	200	mW
Junction Temperature	T_j	150	$^\circ\text{C}$
Storage Temperature Range	T_{stg}	- 55 to + 150	$^\circ\text{C}$

Characteristics at $T_{amb}=25\text{ }^\circ\text{C}$

Parameter	Symbol	Min.	Max.	Unit
DC Current Gain at $V_{CE} = 6\text{ V}$, $I_C = 2\text{ mA}$ Current Gain Group at $V_{CE} = 6\text{ V}$, $I_C = 150\text{ mA}$	O	70	140	-
	Y	120	240	-
	G	200	400	-
	L	350	700	-
		h_{FE}	25	-
Collector Base Cutoff Current at $V_{CB} = 60\text{ V}$	I_{CBO}	-	100	nA
Emitter Base Cutoff Current at $V_{EB} = 5\text{ V}$	I_{EBO}	-	100	nA
Collector Emitter Saturation Voltage at $I_C = 100\text{ mA}$, $I_B = 10\text{ mA}$	$V_{CE(sat)}$	-	0.25	V
Base Emitter Saturation Voltage at $I_C = 100\text{ mA}$, $I_B = 10\text{ mA}$	$V_{BE(sat)}$	-	1	V
Gain Bandwidth Product at $V_{CE} = 10\text{ V}$, $I_C = 1\text{ mA}$	f_T	80	-	MHz
Output Capacitance at $V_{CB} = 10\text{ V}$, $f = 1\text{ MHz}$	C_{ob}	-	3	pF



SEMTECH ELECTRONICS LTD.



ISO/TS 16949 : 2009
Certificate No. 180713000



ISO14001 : 2004
Certificate No. 7116



ISO 9001 : 2008
Certificate No. 50719410



BS-OHSAS 18001 : 2007
Certificate No. 7116



IECQ QC 080000
Certificate No. FPC-18P4-1483

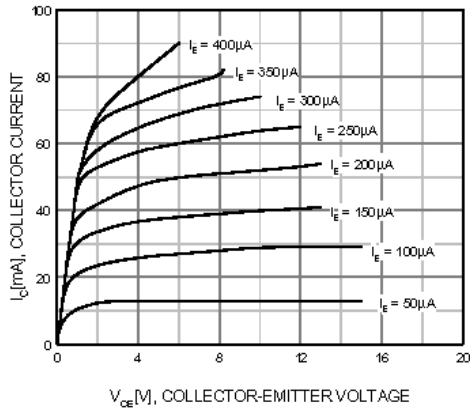


Figure 1. Static Characteristic

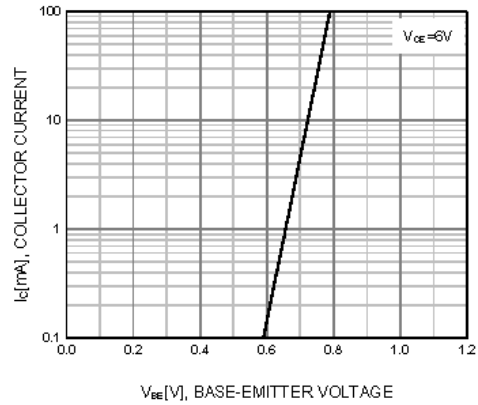


Figure 2. Transfer Characteristic

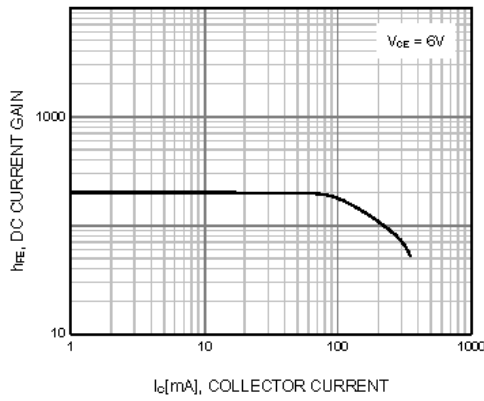


Figure 3. DC current Gain

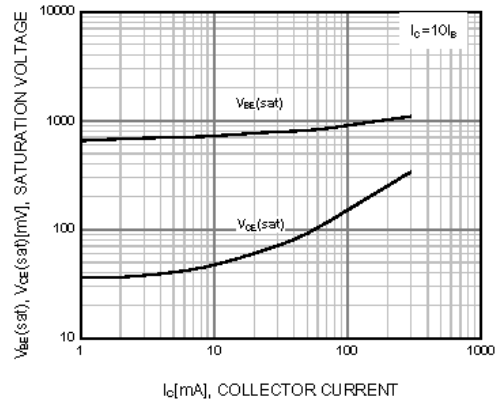


Figure 4. Base-Emitter Saturation Voltage
Collector-Emitter Saturation Voltage

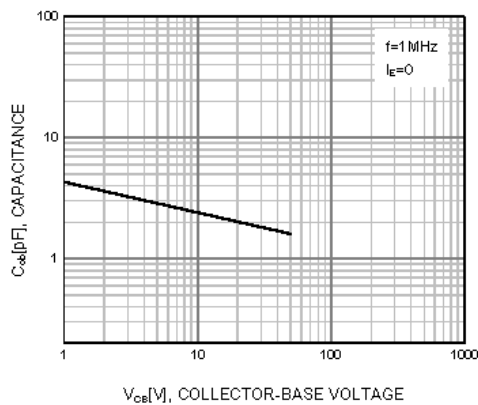


Figure 5. Output Capacitance

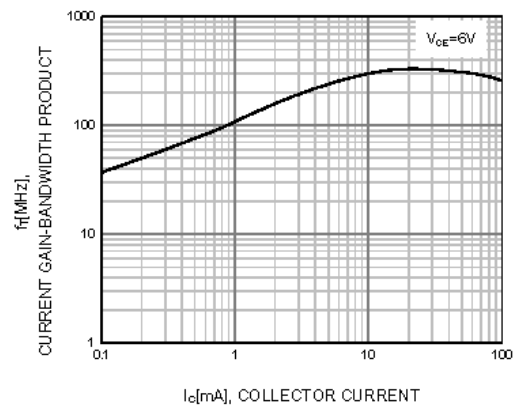


Figure 6. Current Gain Bandwidth Product

