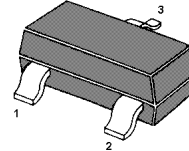


MMBT2222 / MMBT2222A

NPN Silicon Epitaxial Planar Transistor

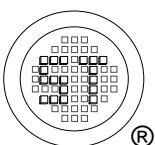
for switching and amplifier applications



1. Base 2. Emitter 3. Collector
TO-236 Plastic Package

Absolute Maximum Ratings ($T_a = 25^\circ\text{C}$)

Parameter	Symbol	Value	Unit
Collector Base Voltage	V_{CBO}	60 75	V
Collector Emitter Voltage	V_{CEO}	30 40	V
Emitter Base Voltage	V_{EBO}	5 6	V
Collector Current	I_C	600	mA
Power Dissipation	P_{tot}	350	mW
Junction Temperature	T_j	150	$^\circ\text{C}$
Storage Temperature Range	T_{stg}	- 55 to + 150	$^\circ\text{C}$



SEMTECH ELECTRONICS LTD.

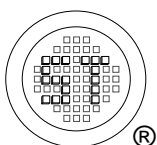


Dated: 16/03/2015 Rev: 03

MMBT2222 / MMBT2222A

Characteristics at $T_a = 25^\circ\text{C}$

Parameter	Symbol	Min.	Max.	Unit
DC Current Gain at $V_{CE} = 10\text{ V}$, $I_C = 0.1\text{ mA}$ at $V_{CE} = 10\text{ V}$, $I_C = 1\text{ mA}$ at $V_{CE} = 10\text{ V}$, $I_C = 10\text{ mA}$ at $V_{CE} = 1\text{ V}$, $I_C = 150\text{ mA}$ at $V_{CE} = 10\text{ V}$, $I_C = 150\text{ mA}$ at $V_{CE} = 10\text{ V}$, $I_C = 500\text{ mA}$	h_{FE} h_{FE} h_{FE} h_{FE} h_{FE} h_{FE} h_{FE}	35 50 75 50 100 30 40	- - - - 300 - -	- - - - - - -
Collector Base Cutoff Current at $V_{CB} = 50\text{ V}$ at $V_{CB} = 60\text{ V}$	I_{CBO}	- -	10 10	nA
Emitter Base Cutoff Current at $V_{EB} = 3\text{ V}$	I_{EBO}	-	100	nA
Collector Base Breakdown Voltage at $I_C = 10\text{ }\mu\text{A}$	$V_{(BR)CBO}$	60 75	- -	V
Collector Emitter Breakdown Voltage at $I_C = 10\text{ mA}$	$V_{(BR)CEO}$	30 40	- -	V
Emitter Base Breakdown Voltage at $I_E = 10\text{ }\mu\text{A}$	$V_{(BR)EBO}$	5 6	- -	V
Collector Emitter Saturation Voltage at $I_C = 150\text{ mA}$, $I_B = 15\text{ mA}$ at $I_C = 500\text{ mA}$, $I_B = 50\text{ mA}$	$V_{CE(sat)}$	- - - -	0.4 0.3 1.6 1	V
Base Emitter Saturation Voltage at $I_C = 150\text{ mA}$, $I_B = 15\text{ mA}$ at $I_C = 500\text{ mA}$, $I_B = 50\text{ mA}$	$V_{BE(sat)}$	- 0.6 - -	1.3 1.2 2.6 2	V
Transition Frequency at $V_{CE} = 20\text{ V}$, $-I_E = 20\text{ mA}$, $f = 100\text{ MHz}$	f_T	300	-	MHz
Collector Output Capacitance at $V_{CB} = 10\text{ V}$, $f = 100\text{ KHz}$	C_{ob}	-	8	pF
Delay Time at $V_{CC} = 30\text{ V}$, $V_{BE(OFF)} = 0.5\text{ V}$, $I_C = 150\text{ mA}$, $I_{B1} = 15\text{ mA}$	t_d	-	10	ns
Rise Time at $V_{CC} = 30\text{ V}$, $V_{BE(OFF)} = 0.5\text{ V}$, $I_C = 150\text{ mA}$, $I_{B1} = 15\text{ mA}$	t_r	-	25	ns
Storage Time at $V_{CC} = 30\text{ V}$, $I_C = 150\text{ mA}$, $I_{B1} = -I_{B2} = 15\text{ mA}$	t_{stg}	-	225	ns
Fall Time at $V_{CC} = 30\text{ V}$, $I_C = 150\text{ mA}$, $I_{B1} = -I_{B2} = 15\text{ mA}$	t_f	-	60	ns



SEMTECH ELECTRONICS LTD.



Dated: 16/03/2015 Rev: 03

MMBT2222 / MMBT2222A

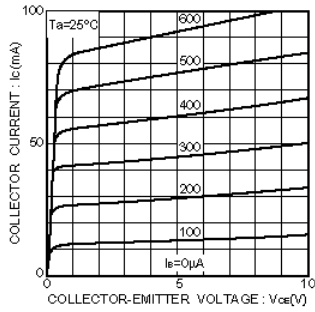


Fig.1 Grounded emitter output characteristics

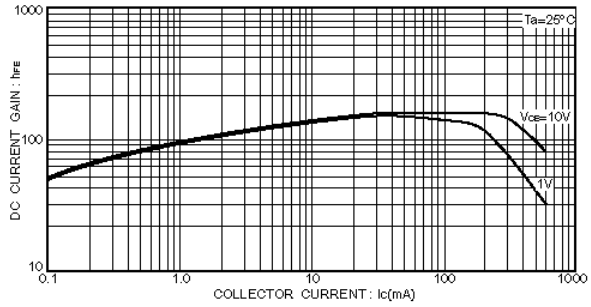


Fig.3 DC current gain vs. collector current (I)

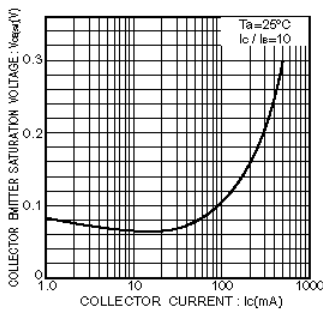


Fig.2 Collector-emitter saturation voltage vs. collector current

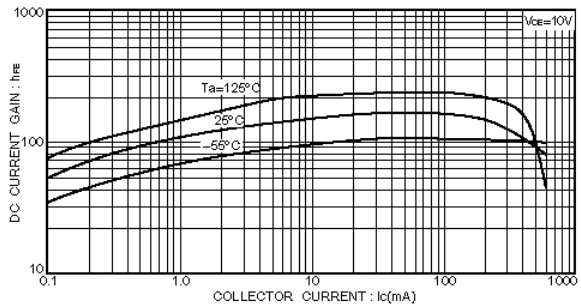


Fig.4 DC current gain vs. collector current (II)

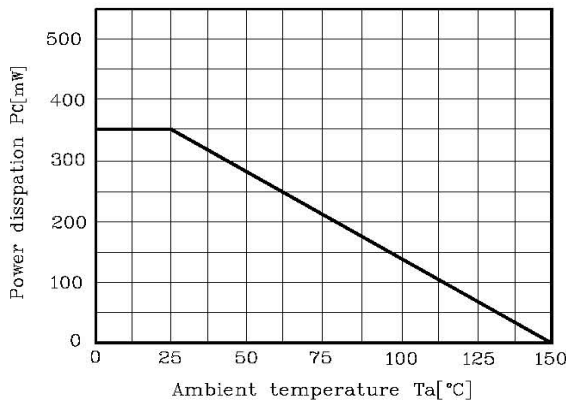


Fig.5 Pc-Ta

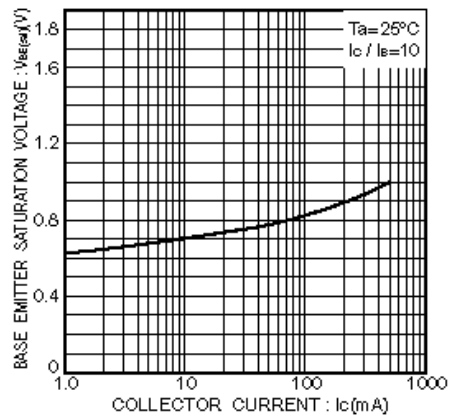
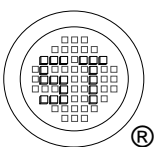


Fig.6 Base-emitter saturation voltage vs. collector current



SEMTECH ELECTRONICS LTD.



ISO/TS 16949 : 2009 Certificate No. 160713000 | ISO14001 : 2004 Certificate No. 7116 | ISO 9001 : 2008 Certificate No. 90719410 | BS-OHSAS 18001 : 2007 Certificate No. 7116 | IECQ QC 080000 Certificate No. PRC-18P16-1483